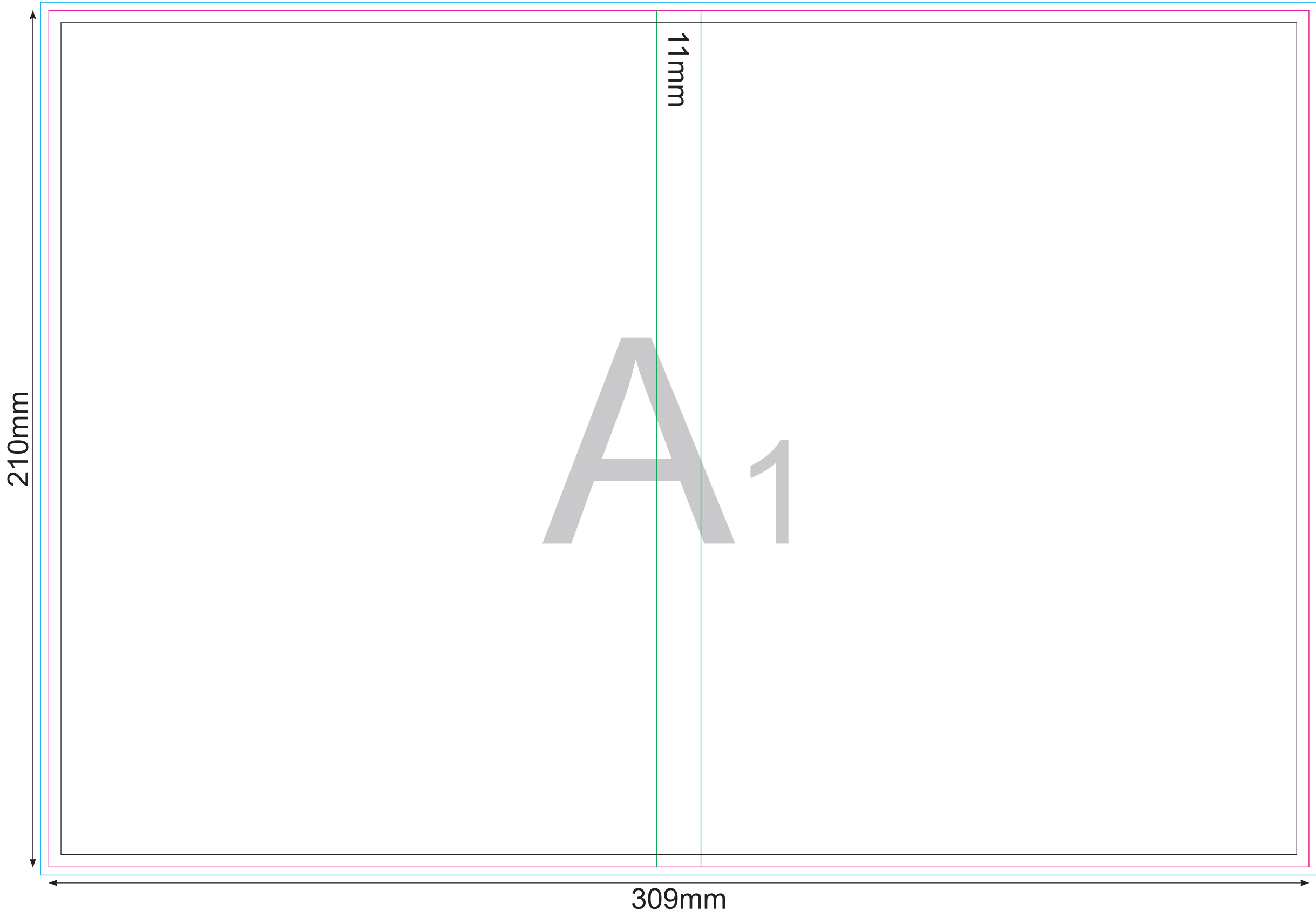



OUTER COVER




INNER COVER




NOTEPAD FRONT




NOTEPAD BACK



BOTTOM SHEET - FRONT



BOTTOM SHEET - BACK



Important:

Please use this page as preview/position guide.
Please do NOT place your materials on this page.
Please use next pages (2-6) for print ready files ONLY:

- page 2 - outer cover (A1)
- page 3 - inner cover (A2)
- page 4 - notepad front (B1)
- page 5 - notepad back (B2)
- page 6 - bottom sheet (C1)

Key:

- Finished component size
- Bleed area. In case of bleed imprint, please extend it until blue line
- Safe print area. Keep all important text and graphics within this area
- Axis of the Crease

A<sub>1</sub>

A<sub>2</sub>

B<sub>1</sub>

B<sub>2</sub>

C<sub>1</sub>

C<sub>2</sub>