




OUTER COVER



NOTEPAD - FRONT



BOTTOM SHEET



Important:

Please use this page as preview/position guide.
Please do NOT place your materials on this page.
Please use next pages (2-4) for print ready files ONLY:

- page 2 - outer cover (A1)
- page 3 - notepad (B1)
- page 4 - bottom sheet (C1)

Key:

- Finished component size
- Bleed area. In case of bleed imprint, please extend it until blue line
- Safe print area. Keep all important text and graphics within this area
- Axis of the Crease

A₁

B₁

C₁